

CHIRPER



DECEMBER 2016

Katydids Square Dance Club Newsletter

Volume 53, No 12

START YOUR WEEKEND RIGHT ... DANCE WITH THE KATYDIDS ON FRIDAY NIGHT!



CLUB CALENDAR

www.katydids.org

Fri., Dec. 02: Resurrection Lutheran Church
2495 Cabrillo Ave., Santa Clara
7:00 – 9:30 PM; Katydids Dancing
Beginning of Club Holiday Giving Drive
THEME: National Fritters Day

Fri., Dec. 09: Resurrection Lutheran Church
2495 Cabrillo Ave., Santa Clara
7:00 – 9:30 PM; Katydids Dancing
THEME: Weary Willie Day

Fri., Dec. 16: Resurrection Lutheran Church
2495 Cabrillo Ave., Santa Clara
Club Holiday Potluck
6:00 PM Set up
6:30 PM Eat
7:00 PM Clean up and Dancing
THEME: National Ugly Christmas Sweater Day

Fri., Dec. 23: Resurrection Lutheran Church
2495 Cabrillo Ave., Santa Clara
7:00 – 9:30 PM; Katydids Dancing
End of Club Holiday Giving Drive
THEME: National Pfeffernusse Day

Fri., Dec. 30: Resurrection Lutheran Church
2495 Cabrillo Ave., Santa Clara
7:00 – 9:30 PM; Katydids Dancing
THEME: Free 5th Friday, Bicarbonate of Soda Day

Fri., Jan. 06: Resurrection Lutheran Church
2495 Cabrillo Ave., Santa Clara
7:00 – 9:30 PM; Katydids Dancing
Chirper distributed
THEME: Running Bear Practice

Fri., Jan. 13: Resurrection Lutheran Church
2495 Cabrillo Ave., Santa Clara
7:00 – 9:30 PM; Katydids Dancing
THEME: National National Rubber Ducky Day

Fri., Jan. 20: Resurrection Lutheran Church
2495 Cabrillo Ave., Santa Clara
7:00 – 9:30 PM; Katydids Dancing
THEME: National Cheese Lover's Day

Fri., Jan. 27: Resurrection Lutheran Church
2495 Cabrillo Ave., Santa Clara
7:00 – 9:30 PM; Katydids Dancing
THEME: National Chocolate Cake Day

Sat., Feb. 11: **SWEETHEART SPECIAL HOEDOWN**
Mark your calendars and start collecting raffle items,
baskets, and ribbons *prior* to 2/11

SQUARE HEAD ASSIGNMENTS

and DUTIES

Dec. 02 Bruns
 Dec. 09Tillman / Hastings
 Dec. 16Paterson / Clark
 Dec. 23Franger / Moore
 Dec. 30Smith, D. / Barker

Jan. 06Hosoda, M. / Abel & Langer
 Jan. 13Hebson
 Jan. 20Steele
 Jan. 27Lehnhoff / Grubb

Feb. 03.....Angotti / Smith, R.
 Feb. 10.....Wilhelmsen
 Feb. 17.....Willey
 Feb. 24.....Village / Stolpe

Before the dance:

- Notify the Super Square Head, Stephanie Stevens, (408-871-9525) of any needed changes to assigned dates.
- **YOU DO NOT NEED TO BRING ICE!**
- On scheduled night, the designated Square Heads should arrive by **6:15 PM** and stay until clean up is finished around 9:45 PM. A Katydid's member with a key will open the doors and will secure the hall at end of evening.
- Check the restrooms for supplies & tidiness.
- Make ice water using provided cubes in freezer and make coffee.
- Sweep the floor as necessary & set up the sign-in table.
- Set up drinks and supplies on counter.
- Place leftover snacks, napkins and flyers on tables at back of the hall.

During Club dance:

- Welcome everyone as they enter.
- Collect a **\$5.00** donation from each guest and have them sign in. "Regular" guests sign the prepared sheet, new guests sign the guest book.
- In the green box, there is an envelope with petty cash for making change.
- Offer raffle tickets: 5 tickets for \$1.00.
- In the green box, there are envelopes for keeping track of money collected during the evening.
- Divide the raffle proceeds with 50% to the Club, 50% to the winner. (Note: odd dollar goes to the winner!)
- Check that water and cups do not run out during the evening.
- After announcements and raffle, feel free to dance except for the last tip (unless you are needed to fill a square) when you will need to be putting things away and cleaning up

After the dance:

- If Treasurer is not present, pass monies collected to any Executive Board Member.
- Pack up the sign-in items, leftover snacks and flyers.
- Empty and dry coffee pot and cooler and pack up other supplies and return them to the shelf in storage room.
- Wipe counter and tables where needed.
- Empty garbage can if more than half full. The dumpster is located in the side parking lot.
- Sweep up crumbs from the floor as needed.
- Notify the Quartermasters, Maxine or Lloyd (408-241-7567) of any replacement supplies needed for the next week.

DANCE EVENTS

PLUS LEVEL unless otherwise noted

Dec. 05: Holiday Party; Caper Cutters

South San Francisco Elks Lodge
 920 Stonegate Ave., So. SF

5:30 PM: No Host Cocktails

6:30 PM: All you Can Eat Buffet

7:30 PM: Dancing; Caller: Jim Osborne

Cost: \$35

Send check made out to Caper Cutters & mail to

Michi Pringle, 1767 Alabama, San Francisco
 94110

RSVP NOW; call Michi 415-285-8986

Dec. 08: Annual Toy Dance; Lucky Steppers

La Selva Beach Club House

314 Estrella Ave., La Selva Beach

7:00 – 10:00 Mainstream & Plus

Callers: Mike Luna, **Roger Smith**, Tork Clark &
 James Thompson

Cuer: Sue Harris

Admission: 1 unwrapped toy for Salvation Army or
 \$10 per person

Dec. 10: Ranchero Squares Hoedown

Walters Jr. High School, 19600 Logan Dr., Fremont

7:30 – 8:00 PM; PreRounds: Barbara-Lynn Smith

8:00 – 10:30 PM: Caller: Bob Baier

Dec. 31: Glass Slipper Ball; Rockin' Jokers

Sunnyvale Presbyterian Church, 728 W. Fremont Ave.

8:30 – 9:00 PM PreRounds: Sue Harris

9:00 – 12:15 AM; Caller: Lawrence Johnstone

Jan. 07: Running Bear Dance; Krazy Dazys**Jan. 14: Roger Smith's 80th Birthday Hoedown**

Sunnyvale Presbyterian Church. 728 W. Fremont

Caller: Buddy Weaver

Cuer: Sue Harris

Jan. 20-22: Annual Winter Festival

Salinas Valley Fairgrounds, King City

Callers: Bronc Wise, Jet Roberts

**SUPPORT OUR NEWEST DANCERS!
 (Mainstream Level)**

Dec. 03: Snow Flake Ball; CPSD

Camden Community Ctr, 3369 Union Ave., SJ

7:30 – 10:00PM; Bring snack to share

Caller: Roger Smith

Dec. 17: Holiday Benefit Hoedown; Castaways

To Benefit The Family Giving Tree

Resurrection Lutheran Church

2495 Cabrillo Ave., Santa Clara

7:30 to 10:00PM; Bring food to share.

Callers: Roger Smith, Tork Clark, Jim Osborne

Jan. 28: Newer Dancer Hoedown (Sept. Class Level)

PRESIDENT'S CORNER



Hi Katydids,

It's nearly time for our Christmas potluck and our Sweetheart Special Dance is going to be here before we know it.

We will be looking for volunteers to help with the Potluck on Friday, December 16. Setup will be at 6:00 and we will eat at 6:30 with cleanup at 7:00 and dancing afterwards.

I still would like some help with the posting of photos, posters and comments on our Facebook page. The name of the group is the "Katydids Square Dance Club". I try to put the most current dance theme flyer on Facebook every Wednesday. Ask me if you have questions about our Facebook page and I will try to answer them.

Our tradition has been to donate to an outreach sponsored by the Church where we dance. For anyone who is interested, we will be donating to Resurrection Lutheran Church's outreach with the New Creation Home Ministries (for young at-risk mothers). There are flyers available at the back table and we will have a donation jar out until Christmas.

Lloyd

.....

Accident Insurance Time

This is your TREASURER reminding you that it is the time of the year asking those with membership in other square dance clubs, who you wish the PRIMARY club to be. I will be submitting our Club Accident Insurance shortly and paying two accident insurance premiums is really a waste. Thank you!

Submitted by Morris Hosoda

.....



Parker & Sue WilleyDec. 10

.....

It's that time of year ...

If you are ill, or symptomatic, please stay home. We will all be most thankful and wish you a speedy recovery.

MARK YOUR CALENDARS!

- 12/02: National Fritters Day
- 12/09: Weary Willie Day
- 12/16: Club Holiday Potluck
- 12/16: Nat'l Ugly Christmas Sweater Day
- 12/23: National Pfeffernusse Day
- 12/30: Free 5th Friday; Bicarbonate of Soda Day
- 01/06: Running Bear Practice
- 01/13: National Rubber Ducky Day
- 01/20: National Cheese Lovers Day

.....

HOLIDAY GIVING

We have a new Ministry we can support during this Holiday Season. It is the one Resurrection Lutheran Church is supporting called "New Creation Home Ministries", to provide safe and loving homes for young at-risk pregnant and parenting mothers and their children. We will have a Garfield, the Cat, donation jar at the Sign-In Table every Friday night up to Dec. 23 if you wish to donate. Make checks out to New Creation Home Ministries and they are a Tax Deductible ministry or give online at www.newcreationhome.org. Thank you!

Chirper Chatter...

**Square Dance Calls
Picture Puzzle Time...**

Last month's answers:
#37 – *Eight Chain Thru*
#38 – *Chase Right*



#39

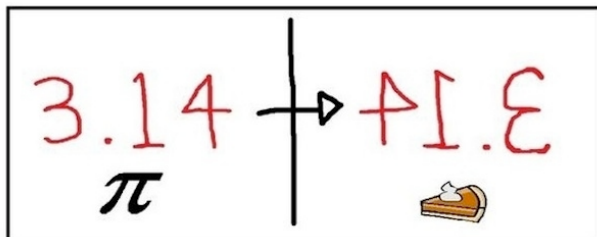


#40



Photo Puzzle Time...

“Pi” Flipped Back Sideways is PIE



Last Month's Photo Puzzle...

Where is the least expensive city to live in? ... Mumbai, India ...

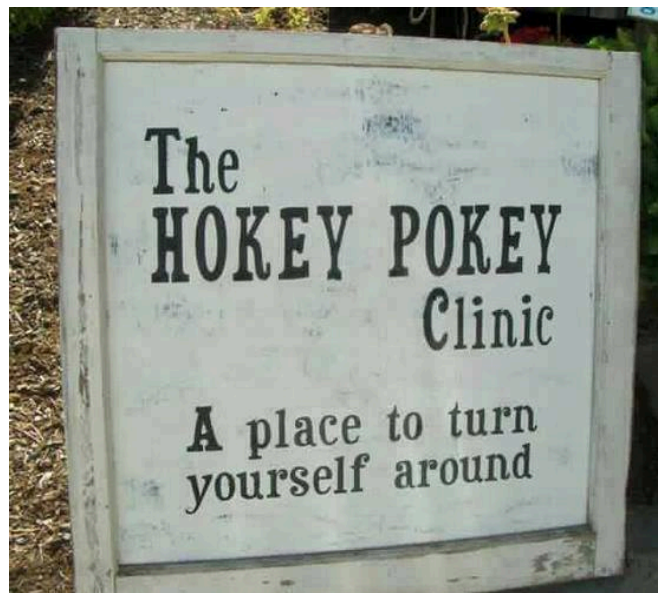
At the other end of the spectrum, Mumbai, India, is the cheapest place to live in the world, according to the Worldwide Cost of Living Index, 2014. For some comparison, a loaf of bread that would cost \$3.36 in Singapore, would only cost \$0.91 in Mumbai. The high rate of poverty brings the cost of living down.

Life Puzzles of Members & Friends...

I am impressed with **Louise's** dedication to keep up with her exercising to regain her strength (and to keep it). Her doctor changed her medication but this one also has as its side effect of reducing her IMMUNITY so her anti-socialistic lifestyle continues...

Gary and Sue DeLapp have some bragging rights about their granddaughter, Katie, a senior at Santa Teresa High who as a member of the Color Guard for the school band, handles the Rifles, Flags and Sabers and also does a solo. At the recent Western Band Association (WBA) Championship held at Clovis, CA on the weekend of Nov. 19/20, her Color Guard came in 1st among 37 bands, combined with the Band, they came in 4th just missing 3rd place by 0.05 points...

Hey! **Bill Matolyak** showed up after weeks of noticeable absence and we had a nice little chat. He is fine, no ills or falling off ladders, (he tried that one time) just one active busy guy. It seems he takes a lot of trips to see his friend in Santa Rosa but the problem is he leaves on a Friday to avoid the traffic. (This is your Treasurer speaking: it's OK **Bill** as long as you pays your dues...nahhh we miss you)....



Morris Hosoda
moho77@gmail.com

.....

Campbell United Church of Christ Food Pantry still needs: Non-perishable food, personal grooming items, clothing & shoes for all sizes.

Bring anything you want to donate on Friday Night and I will deliver the items on Tuesday. The Food Pantry director is so thankful for everything that I have delivered from our Club.

Pat Angotti
Vice President

Katydid's Square Dance Club

New Creation Home Ministries

For young at-risk mothers.

Resurrection Lutheran Church believes & supports this Ministry.




Providing safe and loving homes for young at-risk pregnant and parenting mothers and their children.



Your Friday Night **FUN** Club
Plus Dancing from 7:00 - 9:30 PM
Only \$5/Person
Caller: Jim Osborne






New Creation Home Ministries
422 Hibiscus Court
East Palo Alto, CA 94303
650-321-3109
www.newcreationhome.org

How about US? You can HELP!
Feed Our Garfield Donation Jar.
Every Friday December 2016
Resurrection Lutheran Church - 2495 Cabrillo Ave. - Santa Clara, CA

Katydid's Square Dance Club

Weary Willie Day

Friday Dance

Your Friday Night **FUN** Club
Plus Dancing from 7:00 - 9:30 PM
Only \$5/Person
Caller: Jim Osborne

Today is also "National Pastry Day"
December 9, 2016
Resurrection Lutheran Church - 2495 Cabrillo Ave. - Santa Clara, CA

Katydid's Square Dance Club

National Ugly Christmas Sweater Day

Friday Dance






Your Friday Night **FUN** Club
Plus Dancing from 7:00 - 9:30 PM
Only \$5/Person
Caller: Jim Osborne



Could have been UNDERDOG DAY!
December 16, 2016
Resurrection Lutheran Church - 2495 Cabrillo Ave. - Santa Clara, CA

Katydid's Square Dance Club

National Pfeffernusse Day

Friday Dance






Your Friday Night **FUN** Club
Plus Dancing from 7:00 - 9:30 PM
Only \$5/Person
Caller: Jim Osborne



Yes, today is National Pfeffernusse Day
December 23, 2016
Resurrection Lutheran Church - 2495 Cabrillo Ave. - Santa Clara, CA

From the Kitchen of Pat Angotti - -

EASY PINEAPPLE UPSIDE-DOWN CAKE

Preheat oven to 350°F (325°F for dark or nonstick pan)

- 1/4 c. butter or margarine
- 1 c. brown sugar, packed
- 1-20 oz can sliced pineapple in juice, drained, juice reserved
- 1-6 oz jar maraschino cherries, drained
- 1 box yellow cake mix
- vegetable oil and eggs called for on cake mix box

- In 13 x 9-inch pan, melt butter in oven. Sprinkle brown sugar evenly over butter. Arrange pineapple slices on brown sugar. place cherry in center of each pineapple slice, and arrange remaining cherries around slices; press gently into brown sugar.
- Add enough water to reserved pineapple juice to measure 1 1/4 cups. Make cake batter as directed on box, substituting pineapple juice mixture for the water. Pour batter over pineapple and cherries.
- Bake 40 to 45 minutes (42 to 48 minutes for dark or nonstick pan) or until toothpick inserted in center comes out clean. Immediately run knife around sides of pan to loosen cake. Place heatproof serving plate upside down onto pan; turn plate and pan over. Leave pan over cake 5 minutes so brown sugar topping can drizzle over cake; remove pan. cool 30 minutes. Serve warm or cool. Store covered in refrigerator.

From the Kitchen of Pat Angotti - -

Easy Hawaiian Dump Cake

Preheat oven to 350°F

- Grease bottom of a 13x9 pan
- 21 oz can fruit cocktail, drained
- 1 short can crushed pineapple
- 2 sticks butter or margarine, melted
- 1 cup coconut, shredded
- 1 cup pecans, chopped
- 1 box yellow cake mix.

- Spoon fruit evenly in the bottom of the pan
- Mix cake according to packaging instructions, and pour over top of the fruit.
- Pour melted butter evenly over all and sprinkle with coconut and pecans over the top
- Bake for 1 hour or until toothpick comes out clean

Thought you might like to know ...

Club President **Lloyd Darknell** & his Taw, **Maxine**, will be part of the performing cast in their church's annual holiday production of Bethlehem, an outdoor performance of the Christmas Story. There are 5 FREE nightly performances December 8th -12th, between 6:30 PM and 9:00 PM; each 30 minutes long. Includes a petting zoo, music, and children's projects. Santa Clara First Baptist Church, 3111 Benton Street between Kiely Blvd and Lawrence Expressway. It is a very impressive event. They truck in tons of sand, have live donkeys and a camel. And the games and arts & crafts in the market stalls are entertaining and educational. In short, they do a marvelous job of presenting the flavor of the times.

This is the 19th year and it is suggested that you try to attend on Dec. 8th or 9th because each night gets more and more crowded.

.....

Sweetheart Special 2017:

Hi everyone, it is time to be thinking about our annual hoedown. While you are out shopping for Christmas Presents, pick up something that is nice for our Raffle. We bring in a lot of money for the club with our Raffle. Also we seem to be the only club that does a Raffle anymore. Please don't give us your White Elephants or anything else that should be given to Goodwill. Thanks Again for your past donations.

Pat Angotti
Sweetheart Special 2017 Chair

.....

WINTER BEGINNER CLASSES

MONDAYS:

Bows & Beaus
 Caller/Instructor: Tork Clark
 Loyola Elementary School, 770 Berry Ave., Los Altos
 7:30 – 9:30 PM
 Starts: January 2017
 Cost: January classes are FREE
 Adult singles or couples
 Contacts: Ann 408-826-7238

THURSDAYS:

Rockin' Jokers
 Caller/Instructor: Roger Smith, James Thompson
 Cambrian Park United Methodist Church
 Front hall on Leigh Ave.
 1919 Gunston Way, San José
 7:00 – 9:00 PM
 Starts: January 12
 Cost: January 12, 19 & 26 classes are FREE; \$7/class thereafter.
 Couples, Singles & returning dancers welcome
 Contact: Sandy 408-985-8925

Skip & Steph's Adventures -- Part 3

To continue: Thursday, October 13th we left Los Alamos and headed north. We didn't get too far and stopped for the night at Abiquiu that has a Lake with a dam on it. The next morning we headed north towards Chama, NM, after leaving our campground and soon drove by the Abiquiu amphitheater, a natural large opening in the rock face with plenty of space for seating for special events. Chama is located just south of the Colorado border and the drive was spectacular!

Chama is one of the train terminals for the Cumbres & Toltec Scenic Railroad (narrow gauge) that runs between Chama, NM & Antonito, CO. The track, which was built in 1880, was part of the San Juan Extension of the Denver & Rio Grande Western Railroad, with tracks running from Denver through the ore-rich Rocky Mountains into Silverton, CO. Its right-of-way runs through steep passes and deep gorges and was an engineering feat for the time. The decline of silver mining in the 1890s ended the railroad's vital role. The Denver & Rio Grande Western Railroad filed for abandonment in 1969, but the most scenic part of its route, its equipment, and its buildings were saved by the states of Colorado & New Mexico in 1970.

Not taking the train ride this time, we drove the scenic road that parallels the tracks for about 1/2 the distance of the track right-of-way. It was gorgeous with the Aspen still in full color. Reaching Antonito we continued north into the mountains of Colorado through the Alamosa Valley. Beautiful in a different way. As we continued driving north up the valley into the mountains we climbed higher and higher. The summit at Poncha Pass was 9,000 feet -- we were definitely in the mountains! Heading west on SR50 we found even different terrain. At one point, at Monarch Pass, we were at 11,300 feet and we found snow in shaded portions of the roadside!

We pulled into our campground in Gunnison, CO and were surely glad that we got there when we did. The next day they were closing for the winter! Took the opportunity to do some much needed laundry after we set up the van for a cold night. The predicted low for the night was 32°F degrees. Time to turn the electric mattress pad on and get out the flannel PJs!!

Well, it didn't just get down to the predicted 32° last night ... it got to 23°!!! Yikes! This day we drove to the Monument Valley Navajo Tribal Park in Arizona. We got in late and camped at the Goulding's Camp Park across the highway and located in ... Utah! In the morning we then drove the unpaved dirt 17 mile loop in the Park. I must say it was gorgeous; the scenery, NOT the road!



The "Elephant" in Monument Valley

After seeing the sights in Monument Valley, we drove north on Rte 163 and turned off onto Rte 261 which took us up and over a rocky mesa facade, switchbacking the whole way. Oh, and did I mention that it also was an "unimproved" road? It was a hair-raising ride (posted 3 mph speed limit and less than 2 lanes wide at some points along the route -- we had to give way to a pickup with a trailer full of hay coming down the road!). Skip let out an audible sigh of relief when we finally crested the mesa where the road widened and was paved for normal travel. The route was a road built with mountain goats in mind! And the engineering feat to accomplish the task seemed equally awesome. (Did we mention, NO GUARD RAILS and the only maintenance on that portion of the route is periodic road scraping to flatten the ruts, which also loosens rocks in the roadbed?!)

We continued on north traveling towards the Capitol Reef National Park. Skip was particularly wanting to see this park because he had read that the community of Fruita had been a Mormon farming community in Utah. It is now managed by the National Park Service and today visitors to this area can roam the community and orchards picking fruits when in season for their local consumption (no carry aways). The National Park extends for many miles north and south in the Utah south-central desert. It surrounds a long wrinkle in the earth known as "Waterpocket Fold". Unfortunately when we arrived the campground was full so we had to move on.

That night, and the next day while driving through the Grand Staircase-Escalante National Monument and then Bryce Canyon, it was very windy. The next night in Panquitch, UT, we learned (now that we had a good wifi connection) that one of my colleagues during my assignment in Laos and who was at the Reunion with is wife had been killed in a head-on cross-over auto accident on I-40 while returning home to California after the Reunion. The other party is said to have been "under the influence" and survived the accident. Such a senseless waste.



Bryce Canyon - At Rainbow Point (elevation 9115')

The next morning we drove for what seemed like forever in a northwesterly direction through the Nevada desert to the Great Basin National Park which was established in 1986 and we camped in the nearby town of Ely where it was quiet, dark and boy, was it cold! Got down to 17°F over night! Brrrr!! The electric mattress pad got a workout that night! We even put a down quilt OVER our sleeping bags. Jackie who usually sleeps on top of the covers by our feet, decided that being under the quilt was a good idea, too!

(Continued on pg 8)

(Skip & Steph's Adventures - Part 3 continued from pg 7)



The next day we drove north from Ely to Wells and it was more of the same EXCEPT we found snow on the mountain tops. Now that sure got our attention and the continuing drive to Wells was much more interesting because of it. From Wells we headed west on I-80 to Elko so we could visit the California Trail Interpretive Center. It is a wonderfully well thought out place. With information in many different formats both outside and inside.

By the time we reached Elko it was beginning to get late in the afternoon so we started looking for a campground. The first two we found had no restroom facilities outside at all. Just parking lots and patrons were allowed to use the casino's restrooms. The third place we looked for was almost impossible to locate. Thank goodness for our road map app (Waze) on our cellphones or we would have never have found it!! Once we located it, we discovered that it had one of the nicest club rooms that we have seen. Wish we had discovered it when we first arrived so we could have watched the last Presidential Debate on TV. Oh, well. Maybe it was just as well.

Thursday morning the 20th we left really early (for us) and headed west. We were on the road by 8:30! Stopped in Winnemucca for a break, lunch, and a walk for Jackie. And then continued west. It was pretty boring landscape. Thankfully some of the mountains had snow on them to break the monotony, again.

Pulled in to a campground in Sparks, NV for the night. Once we checked in we noticed a constant stream of airplanes flying overhead. Must be in the flight path of the McCarren airport! Even a group of Canadian geese honked their way overhead to add to the noise level! Another thing we discovered was that the restrooms were to be locked from 10pm to 8:30am to discourage homeless encampment on their facilities. Oops! Hope we can hold it that long ...

Weather had been a bit warmer this afternoon and wasn't getting cold so quickly in the evening. Thankfully it wasn't expected to get below freezing. Yeah!

October 21st, our final day, we left around 9:15 am and started to head west on I-80 over the Sierras. There was snow on the ground at about 7,000 feet.



We stopped in Vacaville for lunch and to walk Jackie around a bit (us, too!) before we headed to Fenton's Creamery at the old Nut Tree facility for an ice cream treat. And, Jackie, true to form, decided to go for a dip in their fountain!

We pulled in to our driveway about 3:30 and I started (We will leave some of it set up for our travel to So. Calif. in few days) to unload the van while Skip went around the house turning on faucets, lighting the gas water heater and furnace, etc. About an hour later, Skip noticed a wet-looking spot in front of his sink in our upstairs bathroom. Oh, oh!! It was the second faucet failure in our upstairs vanity on the hot water side of the faucet. Fortunately, before this trip, Skip had turned off the water supply line for the hot water heater when he turned off its gas line. So the leak only presented itself in the process of turning all the water lines to the toilets and vanities. Luckily, the leak had been flowing only a few minutes before being discovered! Whew!!

We were home for a few days before we got back on the road again. We took the next weekend to travel to Southern California to attend the Memorial Service for Galen & Doris and to visit one of my cousins as well as Skip's daughter and her family.

We were finally home to STAY on Sunday, October 30th ... just in time to greet our trick or treaters!

It's good to be home ...

Submitted by Stephanie Stevens



51 Fantastic Uses for BAKING SODA

For more understandable details on how, what, and why of each use search for the title above in a search engine search box.

Personal Care

1. Make Toothpaste
2. Freshen Your Mouth
3. Soak Oral Appliance
4. Use as a Facial Scrub and Body Exfoliant
5. Skip Harsh Deodorant
6. Use as an Antacid
7. Treat Insect Bites & Itchy Skin
8. Make a Hair Cleaner and Softener
9. Help Your Hair
10. Clean Brushes and combs
11. Make a Bath Soak
12. Soothe Your Feet

Cleansing

13. Make a Surface Soft Scrub
14. Hand wash Dishes and Pots and Pans
15. Freshen Sponges
16. Clean the Microwave
17. Polish Silver Flatware
18. Clean Coffee and Tea Pots
19. Clean the Oven
20. Clean Floors
21. Clean Furniture
22. Clean Shower Curtains
23. Boost Your Liquid Laundry Detergent
24. Gently Clean Baby Clothes
25. Clean Cloth Diapers
26. Clean and Freshen Sports Gear
27. Remove Oil and Grease Stains
28. Clean Batteries
29. Clean Cars

Deodorizing

30. Deodorize Your Refrigerator
31. Deodorize the Cutting Board
32. Deodorize Trashcans
33. Deodorize Recyclables
34. Deodorize Drains
35. Deodorize and Clean Dishwashers
36. Deodorize Garbage Disposals
37. Deodorize Lunch Boxes
38. Remove odor from Carpets
39. Remove Odor from Vacuum Cleaners
40. Freshen Closets
41. Deodorizing Cars
42. Deodorize the Cat Box
43. Deodorize Pet Bedding
44. Deodorize Sneakers
45. Freshen Linens
46. Deodorize your Wash
47. Freshen Stuffed Animals

Miscellaneous

48. Camping Cure-all
49. Extinguish Fires
50. Septic Care
51. Fruit and Vegetable Scrub

 **Katydid Square Dance Club** 

Free Fifth Friday Dance National Baking Soda Day

Top Uses Of Baking Soda

- 
- ✓ Antacid
 - ✓ Chemical smells out of clothes
 - ✓ Underarm deodorant
 - ✓ Toothpaste
 - ✓ Dog odors & urine
 - ✓ Face & body scrub
 - ✓ Helps to soften skin
 - ✓ Relieves skin itch from insect bites and pain from sunburn
 - ✓ Helps relieve baby's diaper rash
 - ✓ Oven cleaner
 - ✓ Bathtub / Tile scrub
 - ✓ Silver polish
 - ✓ Drain cleaner



Your Friday Night **FUN** Club
Plus Dancing from 7:00 - 9:30 PM
Caller: Jim Osborne




December 30, 2016

Resurrection Lutheran Church - 2495 Cabrillo Ave. - Santa Clara, CA

 **Katydid Square Dance Club** 

Practice RUNNING BEAR FRIDAY DANCE



Your Friday Night **FUN** Club
Plus Dancing from 7:00 - 9:30 PM
Only \$5/Person
Caller: Jim Osborne



YOU WANNA GET THRU IT? January 6, 2017

Resurrection Lutheran Church - 2495 Cabrillo Ave. - Santa Clara, CA



Christmas is coming!

On December 16, 2016, Katydidids will host a potluck. Set up starts at 6 pm. Grace will be at 6:30 and we will start eating. Clean up and dancing at 7 pm. The club will provide ham. Remember to bring your personal utensils. Please look at what other people have signed up to bring and plan for diversity. There is a sign-up sheet but even if you do not get on the sign-up sheet, bring something anyway and come join the fun. Remember the first two rules of potlucks: 1) Bring more than you will eat and 2) Bring an appetite.

This has become very much an annual event. We hope you will join in and share a bit of holiday cheer with your square dancing friends. We have scheduled the dinner early enough that we hope everyone can make time in their busy schedules. Most people will make time for dinner. This makes the dancing a great escape from the hustle and bustle of the holidays.

As you consider what to bring remember the story of stone soup (Stone Soup by Marcia Brown, 1947). Three soldiers marching home after the war came upon a village. They were very hungry and the villagers were extremely reluctant to share what little they had. The soldiers offered to make stone soup. They would make enough for everyone. They asked for a large kettle and filled it with water. They added three large stones and started it to simmer. Then they talked about how it could be improved by adding some carrots, some potatoes, and on and on till they had a wonderful stew that was shared by all. I hope our meal is a wonderful a stone soup as we share of the bounty we enjoy.

Merry Christmas

Jacky and Eric Wilhelmsen

First Name Last Name
Home Street
Home City, Home State Home ZIP

FIRST CLASS MAIL

Chirper
Official Newsletter of
Katydid's Square Dance Club
4862 Morden Drive
San Jose, CA 95130-2131

Chirper

December 2016

KATYDIDS EXECUTIVE BOARD

President.....Lloyd Darknell.408-482-9320
Vice PresidentPat Angotti 408-241-0888
Treasurer.....Morris Hosoda.408-252-4105
Secretary.....Steven Lehnhoff.408-667-2485
PublicityNaomi Grubb 408-691-9233

Appointees:

Class Head Angels.....The Hosodas.408-252-4105
Chirper Editor.....Stephanie Stevens.408-871-9525
MembershipThe Wilhelmsens.408-945-1428
SunshineNaomi Grubb 408-691-9233
Graphic Art Specialist...Morris Hosoda.408-252-4105
Super Square Head.....Stephanie Stevens.408-871-9525
Quartermasters.....Maxine Darknell 408-241-7567
.....Lloyd Darknell .408-482-9320
Webmaster.....Lloyd Darknell .408-482-9320
Storage ShedNaomi & Steven.408-691-9233
Sweetheart Special '17..Pat Angotti 408-241-0888
Picnic Chair '17

Caller & Taw.....Jim & Joann Osborne.650-571-1970

CHIRPER STAFF

The *Chirper* Newsletter is written by, and for, members of the Katydid's Square Dance Club.

Copy **deadline** for the January 2017 issue is **December 30th, 2016**. You can submit articles and photographs to the *Chirper* Editor, Stephanie Stevens, at:

GeneoSteph@gmail.com